

MONTHLY STATISTICS REPORT

Report Month & Year

Date Submitted

February 2009

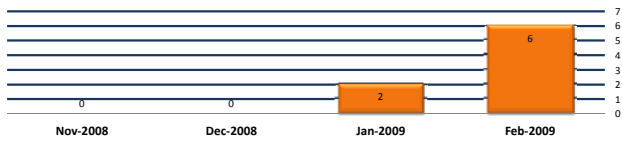
1 April 2009

INCIDENT DATA

GENERAL STATISTICS

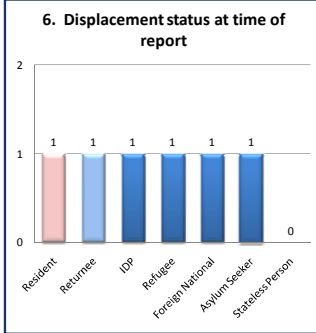
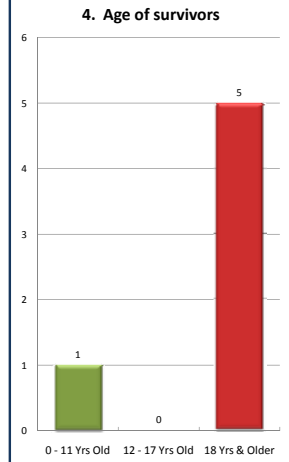
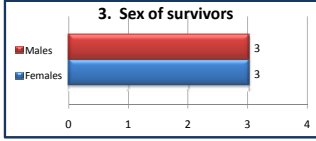
1 New GBV incidents reported this month	6
2 New incidents of sexual violence reported this month	2

New GBV incidents reported by month



SURVIVOR STATISTICS

3 Sex of survivors	
Females	3
Males	3
4 Age of survivors	
Children 17 Yrs & Younger	1
0 - 11 Yrs Old	1
12 - 17 Yrs Old	0
Adults 18 Yrs & Older	5
5 Marital status of survivors	
Single	2
Married / Cohabiting	2
Divorced/Separated	0
Widowed	2
6 Displacement status at time of report	
Resident	1
Returnee	1
IDP	1
Refugee	1
Foreign National	1
Asylum Seeker	1
Stateless Person	0
7 Vulnerable populations	
Incidents Reported by a Survivor with a Disability	2
Unaccompanied or Separated Children	1
8 % of incidents reported by survivors w/ prior GBV incident	
	50%



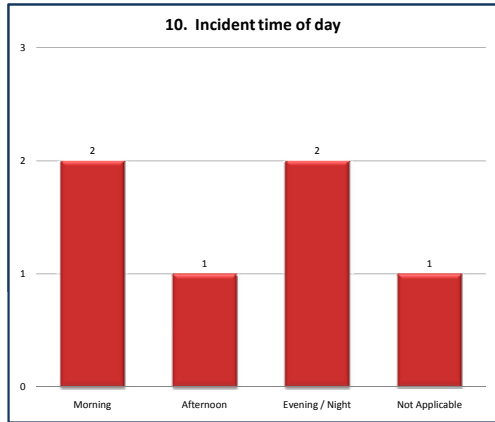
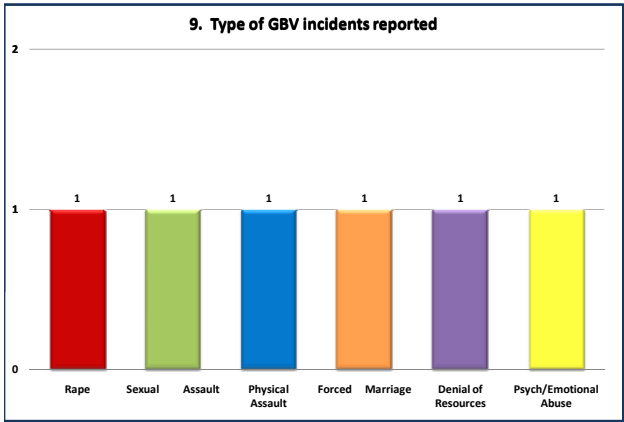
INCIDENT STATISTICS

9 Type of GBV

Rape	Sexual Assault	Physical Assault	Forced Marriage	Denial of Resources	Psych/Emotional Abuse
1	1	1	1	1	1

10 Incident time of day

Morning	Afternoon	Evening / Night	Not Applicable
2	1	2	1

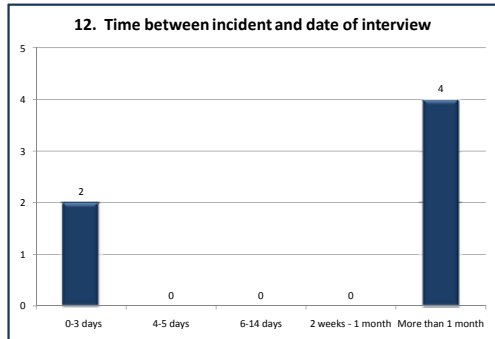
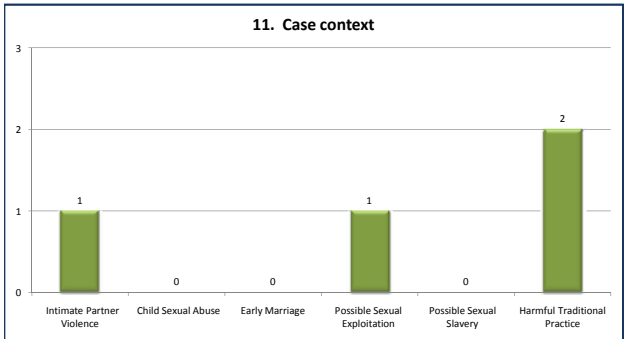


11 Case context

Intimate Partner Violence	Child Sexual Abuse	Early Marriage	Possible Sexual Exploitation	Possible Sexual Slavery	Harmful Traditional Practice
1	0	0	1	0	2

12 Time between incident and date of interview

0-3 days	4-5 days	6-14 days	2 weeks - 1 month	More than 1 month
2	0	0	0	4



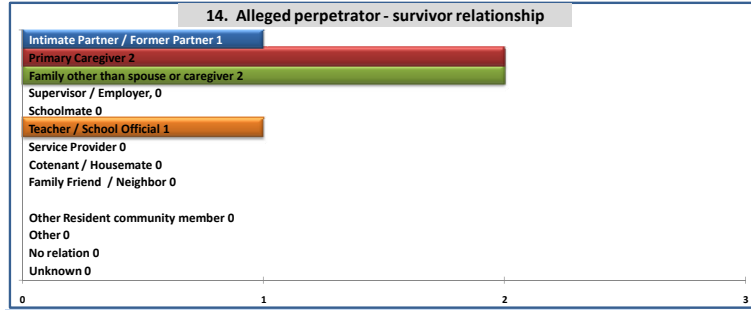
ALLEGED PERPETRATOR STATISTICS

13 Number of alleged primary perpetrators

1 Perpetrator	2 Perpetrators	3 Perpetrators	More than 3 perpetrators	Unknown
3	1	1	1	0

14 Alleged perpetrator-survivor relationship

Intimate Partner / Former Partner	1
Primary Caregiver	2
Family other than spouse or caregiver	2
Supervisor / Employer	0
Schoolmate	0
Teacher / School Official	1
Service Provider	0
Cotenant / Housemate	0
Family Friend / Neighbor	0
Other refugee / IDP / Returnee	0
Other Resident community member	0
Other	0
No relation	0
Unknown	0



15 Alleged perpetrator age group

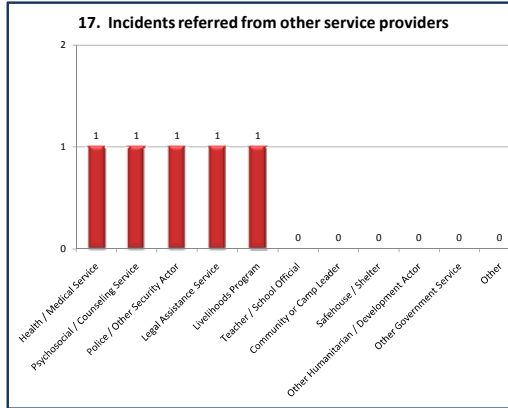
0-11 Years Old	12-17 Years Old	18-25 Years Old	26-40 Years Old	41 - 60 Years Old	Age 61 & Older	Unknown
0	0	2	1	1	2	0

REFERRAL PATHWAY STATISTICS

16 Incidents for which this center was the first point of contact 1

17 Incidents referred from other service providers 5

Health / Medical Service	1
Psychosocial / Counseling Service	1
Police / Other Security Actor	1
Legal Assistance Service	1
Livelihoods Program	1
Teacher / School Official	0
Community or Camp Leader	0
Safehouse / Shelter	0
Other Humanitarian / Development Actor	0
Other Government Service	0
Other	0



18 Services provided for new incidents this month

Safe House/Shelter Services	1
Health / Medical Services	2
Psychosocial Services	2
Legal Assistance Services	0
Safety & Security Services	0
Livelihoods Services	0

19 New incidents referred to other service providers this month

	Services Received Prior to Centre Visit	Referred	Referral Declined	Services Not Applicable	Services Unavailable
Safe House / Shelter	1 (17%)	1 (17%)	1 (17%)	1 (17%)	1 (17%)
Health / Medical Services	0 (0%)	1 (17%)	1 (17%)	1 (17%)	1 (17%)
Psychosocial Services	2 (33%)	0 (0%)	2 (33%)	0 (0%)	0 (0%)
Legal Assistance Services	1 (17%)	2 (33%)	1 (17%)	1 (17%)	1 (17%)
Security / Protection Services	1 (17%)	1 (17%)	2 (33%)	1 (17%)	1 (17%)
Livelihoods/Vocation Training	1 (17%)	2 (33%)	1 (17%)	1 (17%)	1 (17%)

